



# 佳格食品2018年 上半年度法人說明會

Standard Foods Corporation  
2018 Interim Results



# 免責聲明 Disclaimer

本簡報合併財務數字係根據國際財務報導準則編製，並經由會計師查核簽證。

The consolidated financial numbers are based on International Financial Reporting Standards (IFRS) and also audited by CPA

本簡報內容非經由本公司書面許可，任何第三者不得任意取用或複製。

This presentation and its contents may not be reproduced to a third party without the prior written consent of the Company

# 公司簡介 Company Introduction

佳格食品股份有限公司成立於1986年6月6日，並於1994年4月9日在臺灣證券交易所掛牌上市，三十年來，佳格食品秉持「致力追求好營養」的理念，期許成為消費者最信賴的食品公司。

Standard Foods Corporation founded on June 6, 1986 and became publicly listed on April 9, 1994 on that Taiwan Stock Exchange. Over the 30 years, we continue to strive to be the “Leader in Nutrition” committed to being Taiwan’s most trusted food company.

## 主要品牌 Main Brands



# 2018年上半年營運報告 Operation results

## 合併簡明損益表

(Condensed Consolidated Income Statement)

單位: 新台幣百萬元, 除每股盈餘以外。  
(Unit: NT millions, except earnings per share)

年度 (Fiscal year) 項目 (Item)	2018H1			2017H1		2017Y		2016Y	
	金額	%	YOY(%)	金額	%	金額	%	金額	%
營業收入 (Operating revenue)	12,422	100%	3.6%	11,996	100%	26,478	100%	27,074	100%
營業毛利 (Gross profit)	3,680	30%	10.6%	3,326	28%	7,400	28%	8,005	30%
營業淨利 (Operating income)	1,254	10%	11.1%	1,129	9%	2,795	11%	3,012	11%
本期淨利 (Net income)	1,095	9%	35.0%	811	7%	2,210	9%	2,638	10%
每股盈餘 (備註) (Earnings per share) (Note)	1.21		37.5%	0.88		2.39		2.87	

備註: 每股盈餘係按盈餘轉增資比例追溯調整後之加權平均股數計算。

Note: Earnings per share is calculated in accordance with the weighted average shares after the retrospective adjustment proportionally to the capitalized earnings.

## ■ 合併簡明現金流量表

### (Condensed Consolidated Statement of Cash Flows)

單位:新台幣百萬元  
(Unit:NT millions)

項目 (Item)	年度 (Fiscal year)		2018H1	2017H1	2017Y	2016Y
	金額	YOY(%)	金額	金額	金額	
營業活動之淨現金流入(出) ( Net cash generated from operating activities )	1,449	31.4%	1,103	2,542	2,265	
投資活動之淨現金流入(出) ( Net cash generated from ( used in ) investing activities )	(116)	-86.3%	(849)	(1,035)	(1,329)	
籌資活動之淨現金流入(出) ( Net cash generated from ( used in ) financing activities )	(416)	-154.5%	763	(479)	(1,548)	

## 合併簡明資產負債表

(Condensed Consolidated Balance Sheet)

單位: 新台幣百萬元  
(Unit: NT millions )

項目 (Item)	2018/6/30			2017/6/30		2017/12/31		2016/12/31	
	金額	%	YOY(%)	金額	%	金額	%	金額	%
資產總計 (Total assets)	22,982	100%	3.6%	22,190	100%	22,709	100%	21,819	100%
現金及約當現金 (Cash and cash equivalents)	4,135	18%	31.1%	3,154	14%	3,153	14%	2,168	10%
應收帳款淨額 (Accounts and notes receivable,net)	4,197	18%	-1.0%	4,239	19%	5,084	22%	5,283	24%
存貨 (Inventories,net)	4,386	19%	-7.3%	4,729	22%	4,558	20%	4,304	20%
不動產、廠房及設備 (Property,plant and equipment)	5,708	25%	3.6%	5,510	25%	5,676	25%	4,684	22%
負債總計 (Total liabilities)	8,562	37%	-0.5%	8,602	39%	7,686	34%	7,401	34%
短期負債 (Current liabilities)	8,039	35%	-0.9%	8,112	37%	7,137	32%	6,866	32%
長期負債 (Non-current liabilities)	523	2%	6.7%	490	2%	549	2%	535	2%
股東權益 (Total equity)	14,420	63%	6.1%	13,588	61%	15,024	66%	14,418	66%

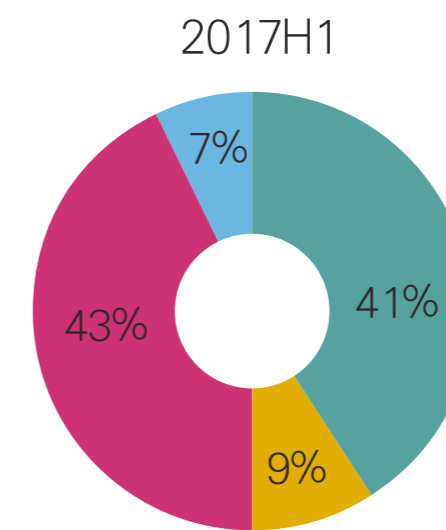
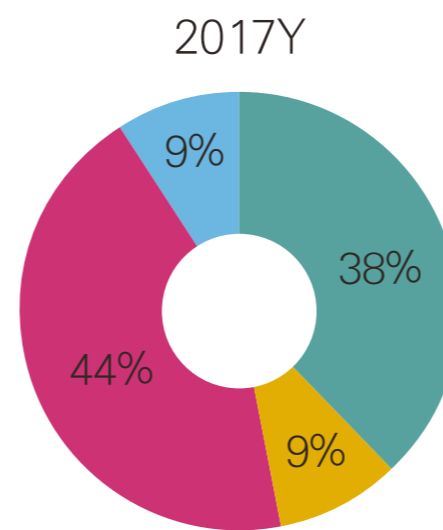
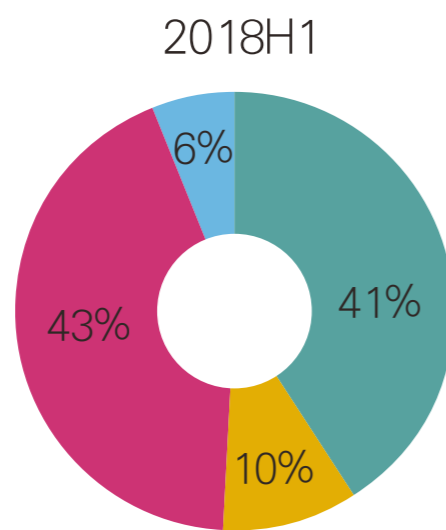
## 重要財務指標 (Key Financial Indexes)

項目 (Item)	年度 (Fiscal year)	2018H1	2017H1	2017Y	2016Y
流動比率(%) (Current ratio)(%)		196.5	184.1	217.1	220.3
速動比率(%) (Quick ratio)(%)		121.2	105.6	129.5	127.1
存貨週轉率(次) (Inventory turnover)(times)		3.9	3.8	4.3	4.8
存貨週轉天數(天) (Days inventory outstanding)(days)		93.4	95.1	84.7	76.0
應收帳款週轉率(次) (Accounts receivable turnover)(times)		5.4	5.0	5.1	5.6
應收帳款週轉天數(天) (Days sales outstanding)(days)		68.2	72.4	71.4	65.5



## 部門別資訊 (Operating Segment Information) 2018H1 & 2017Y & 2017H1

收入佔比  
(% of total operating revenue)

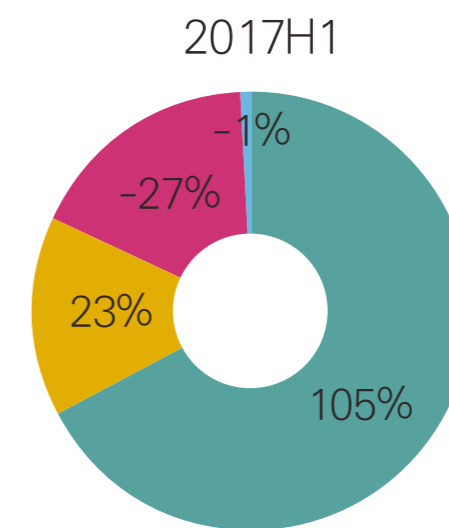
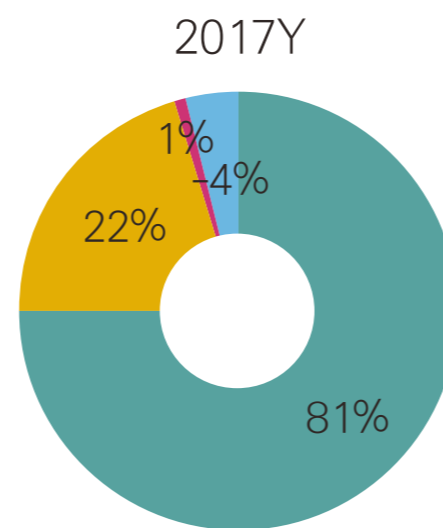
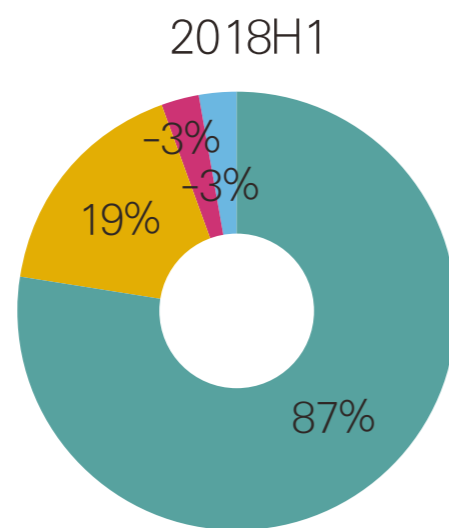


- 佳格部門 Standard Foods Segment
- 佳乳部門 Standard Dairy Products Segment
- 中國佳格部門 Standard Foods (China) Segment
- 其他 Other



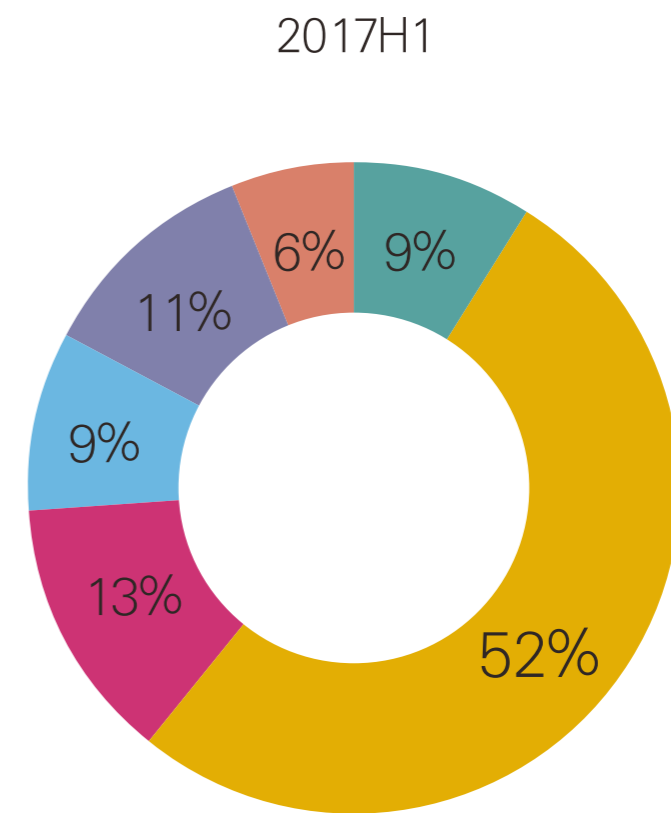
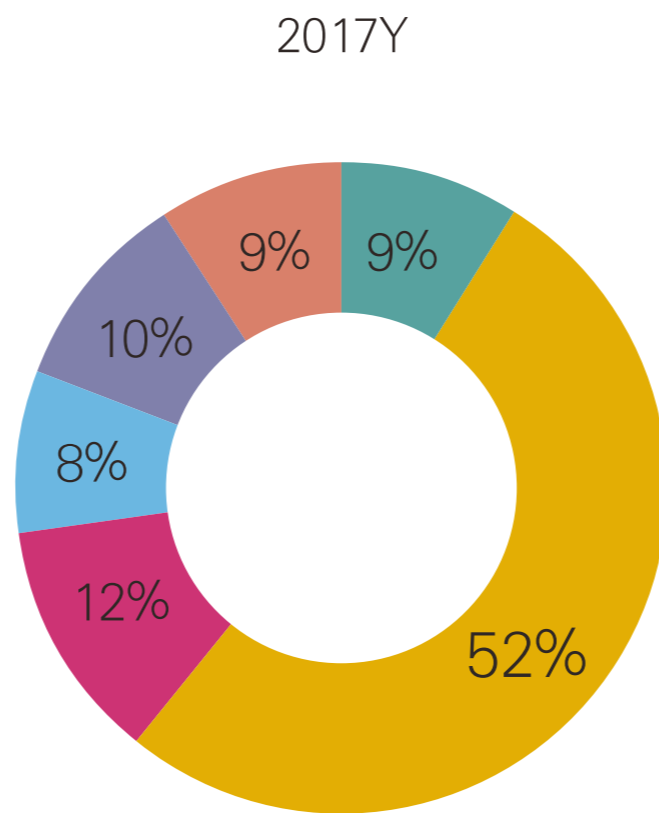
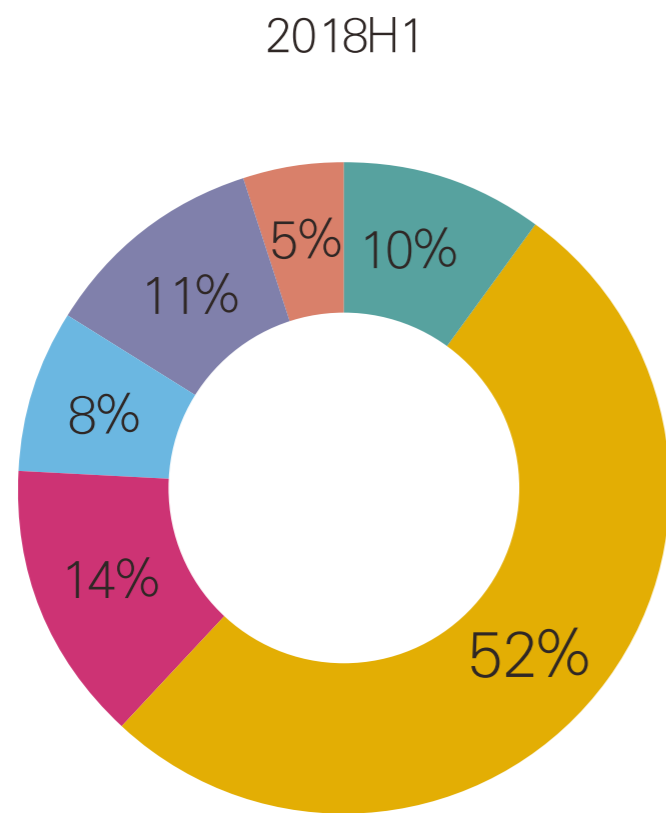
## 部門別資訊 (Operating Segment Information) 2018H1 & 2017Y & 2017H1

稅前損益佔比  
(% of total net income before income tax)



- 佳格部門 Standard Foods Segment
- 佳乳部門 Standard Dairy Products Segment
- 中國佳格部門 Standard Foods (China) Segment
- 其他 Other

## 各品類營收佔比 (% of Total Revenue by Category) 2018H1 & 2017Y & 2017H1

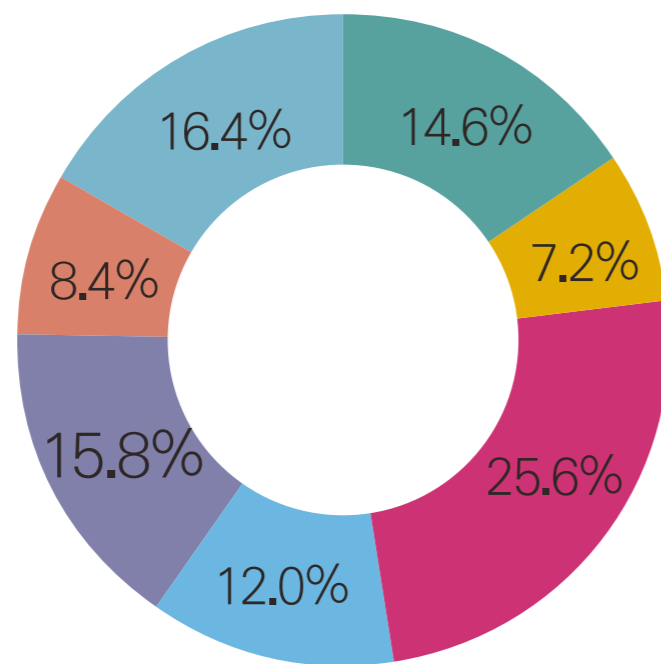


- 穀類 Oats
- 油 (家庭廚房) Edible Oils and Condiment
- 補品 (含完膳) Tonic Drinks and Nutritional Foods
- 奶粉 Milk Powder
- 冷藏 Dairy Product and Drinks
- 其他 (德泰及其他) Others

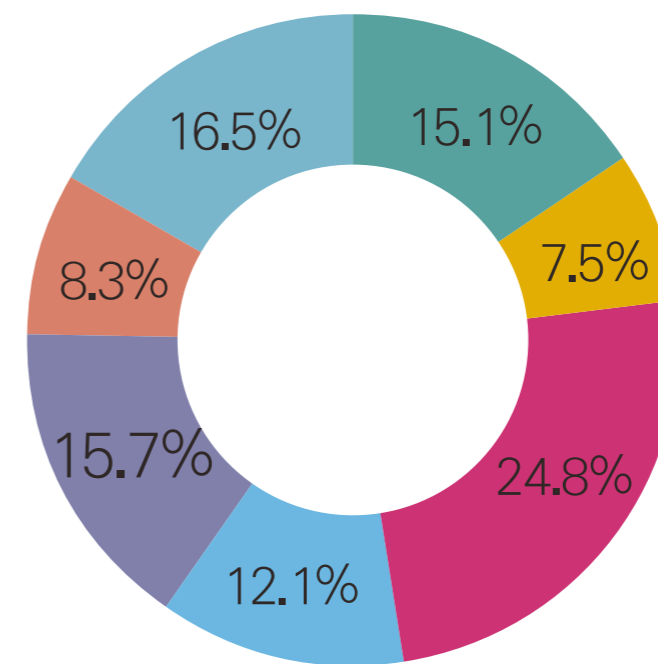
# 各油種佔比-中國

## % of Edible Oils-China

2018H1



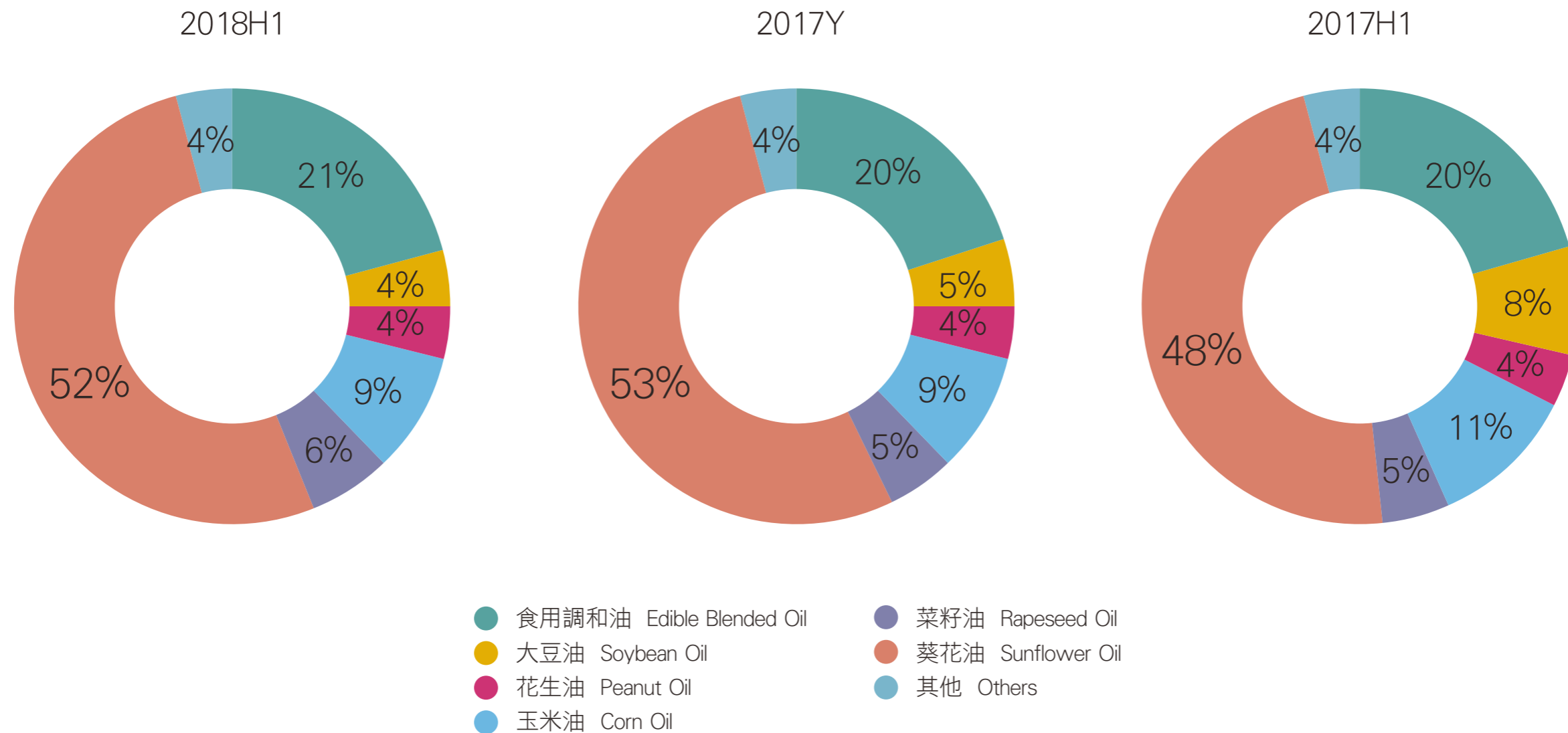
2017H1



- 食用調和油 Edible Blended Oil
- 菜籽油 Rapeseed Oil
- 大豆油 Soybean Oil
- 葵花油 Sunflower Oil
- 花生油 Peanut Oil
- 其他 Others
- 玉米油 Corn Oil

# 各品類油種銷售佔比-佳格(中國)

## % of Edible Oils by category-Standard Foods (China)





Q & A